

Installation Instructions

Turning Point Hub Kit 12 – Yamaha & Honda

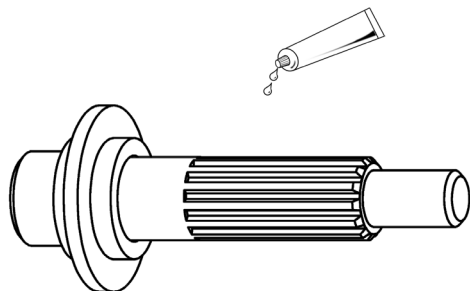
Version / Part#
91121203

CAUTION: FAILURE TO OBSERVE THESE INSTRUCTIONS VOIDS THE WARRANTY.

Before servicing propeller, be sure the engine is in neutral with ignition off or disconnected to avoid any possibility of the engine starting and causing injury. Do not install any propeller without a thrust washer in place. If a thrust washer is not used, severe damage could occur to the propeller and/or engine drive. Make sure propeller rotates freely by spinning with hand. (If you have any questions, please contact your Dealer or call our Customer Service Department.)

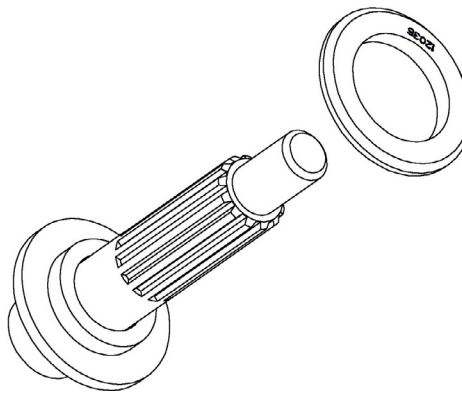
For Yamaha® and Honda® outboards:

1) Make sure your OEM thrust washer is in place. Clean and grease the splines of the prop shaft. (Any marine grade grease is acceptable.)

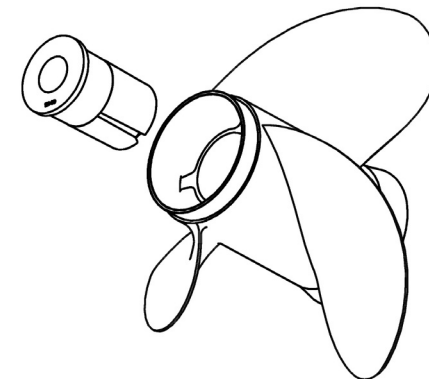


(Generic thrust washer shown here on prop shaft)

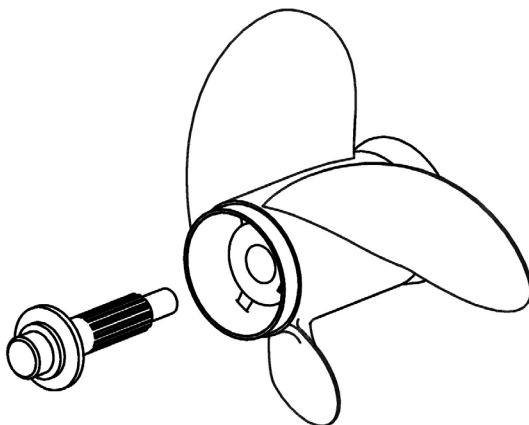
2) Slide #12035 washer onto your OEM thrust washer on the outer step.




3) Grease the surfaces of bushing and hub cavity and Slide HUB ASSEMBLY into PROPELLER HOUSING from the front.



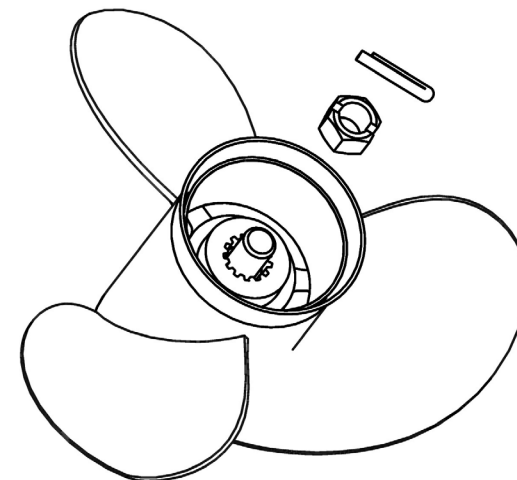
4) Slide the PROPELLER ASSEMBLY on the prop shaft.



5) Slide the PROP NUT SPACER #12050 and included flat washer onto the propeller assembly before prop nut.



6) Tighten prop nut according to your Engine Owner's Manual for proper prop nut torque and fit specifications.



Turning Point Propellers, Inc. 11762 Marco Beach Dr STE.2, Jacksonville, FL 32224. Email: sales@turningpointpropellers.com, Web: www.TurningPointPropellers.com
US Patent #5,967,751 #6,358,008, #6,471,481, #7,717,678 & Worldwide Patented with Patents Pending. All registered trademarks are the property of their respective owners.



WARNING: This product is manufactured of marine brass, which contains lead in its metal matrix. This is an element known to the State of California to cause cancer, birth defects or other reproductive harm if ingested. Visit www.p65warning.ca.gov.

Installation Instructions Turning Point Hub Kit 12 – Evinrude & Johnson

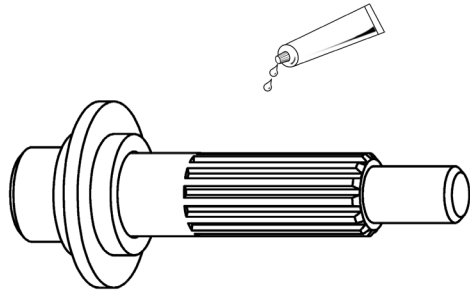
Version / Part#
91121203

CAUTION: FAILURE TO OBSERVE THESE INSTRUCTIONS VOIDS THE WARRANTY.

Before servicing propeller, be sure the engine is in neutral with ignition off or disconnected to avoid any possibility of the engine starting and causing injury. Do not install any propeller without a thrust washer in place. If a thrust washer is not used, severe damage could occur to the propeller and/or engine drive. Make sure propeller rotates freely by spinning with hand. (If you have any questions, please contact your Dealer or call our Customer Service Department.)

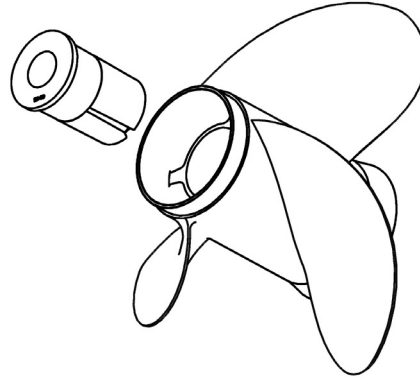
For Evinrude® and Johnson® outboards: (please omit #12035 washer.)

1) Make sure your OEM thrust washer is in place. Clean and grease the splines of the prop shaft. (Any marine grade grease is acceptable.)

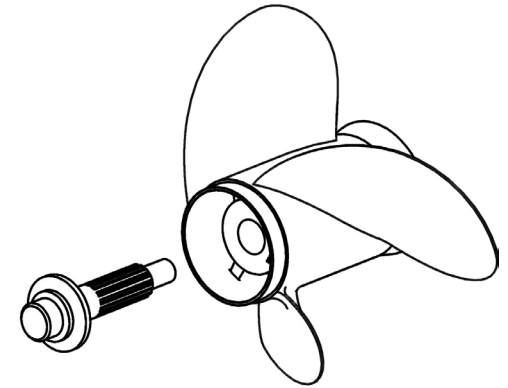


(Generic thrust washer shown here on prop shaft)


2) Grease the surfaces of bushing and hub cavity and Slide HUB ASSEMBLY into PROPELLER HOUSING from the front.



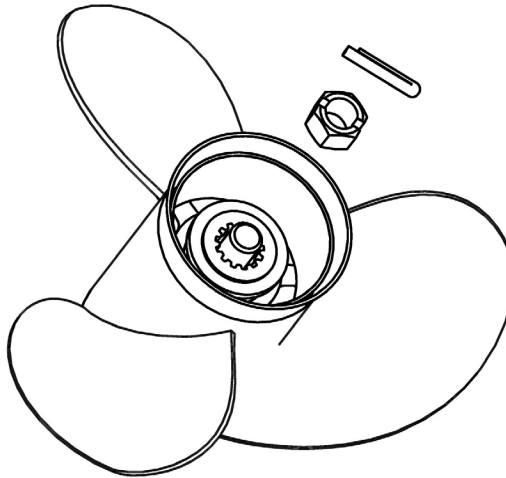
3) Slide the PROPELLER ASSEMBLY on the prop shaft.



4) Slide the PROP NUT SPACER #12050 and OEM SPACER onto the propeller assembly before prop nut.



5) Tighten prop nut according to your Engine Owner's Manual for proper prop nut torque and fit specifications.



LIMITED WARRANTY: ANY CLAIM UNDER THE WARRANTY MUST BE IN WRITING. TURNING POINT PROPELLERS, INC. WARRANTS ITS PROPELLERS AND HUB KITS AGAINST FAILURE DUE TO DEFECTS IN MATERIALS AND WORKMANSHIP TO THE ORIGINAL PURCHASER, AS SET FORTH HEREIN.

CONSUMER USE: PROPELLER HOUSINGS - ONE (1) YEAR FROM DATE OF PURCHASE; HUBS - LIFETIME LIMITED WARRANTY ON MASTERGUARD® MODELS ONLY, OTHERWISE WARRANTED FOR ONE (1) YEAR FROM DATE OF PURCHASE.
COMMERCIAL USE: PROPELLER HOUSINGS - ONE (1) YEAR FROM DATE OF PURCHASE; HUBS - ONE (1) YEAR FROM DATE OF PURCHASE.

THIS WARRANTY IS NOT TRANSFERABLE TO ANY SUBSEQUENT PURCHASER. TURNING POINT PROPELLERS, INC. WILL REPAIR OR REPLACE ANY DEFECTIVE PROPELLER OR HUB UNDER THE TERMS OF THIS WARRANTY AT OUR JACKSONVILLE, FL FACILITY OR AT OUR OPTION AT AN AUTHORIZED REPAIR CENTER. ANY REPLACEMENT, REPAIR OR MODIFICATION TO THE PRODUCT BY CUSTOMER OR ANY OTHER PARTY RELIEVES TURNING POINT PROPELLERS, INC. FROM THE TERMS OF THIS WARRANTY. PURCHASER RESPONSIBLE FOR TRANSPORTATION AND HANDLING COSTS TO RETURN WARRANTY QUALIFYING PRODUCT AND RECEIVE REPLACEMENT OR REPAIRED WARRANTED PRODUCT. THIS LIMITED WARRANTY DOES NOT INCLUDE ANY OF THE FOLLOWING: DAMAGES CAUSED BY MISUSE, EXTREME USE CONDITIONS, STRIKING A FOREIGN OBJECT*, CORROSION, CAVITATION, ELECTRO-CHEMICAL ACTION, IMPROPER INSTALLATION, OR ANY MODIFICATION OR USE IN RACING OR ANY OTHER COMPETITIVE ACTIVITY.

TURNING POINT PROPELLERS, INC. IS NOT LIABLE FOR LOSS OF USE OR TIME, LOST PROFIT, CONSEQUENTIAL, INCIDENTAL OR INDIRECT DAMAGES OF ANY KIND, OR COSTS CAUSED BY DEFECTS IN MATERIAL OR WORKMANSHIP. OBSERVATION OF A DEFECT REQUIRES THAT YOU STOP USE OF THE PRODUCT, AND IMMEDIATELY REPORT THE DEFECT IN WRITING TO TURNING POINT PROPELLERS, INC. AT ITS ADDRESS BELOW. TURNING POINT PROPELLERS, INC. RESERVES THE RIGHT TO REPAIR OR REPLACE THE WARRANTED PROPELLER AND/OR HUB WITH ONE OF CURRENT PRODUCTION.

THIS IS A LIMITED WARRANTY. TURNING POINT PROPELLERS, INC. MAKES NO WARRANTY OTHER THAN AS EXPRESSLY CONTAINED HEREIN. ANY AND ALL OTHER WARRANTIES AND IMPLIED WARRANTIES, INCLUDING THE IMPLIED WARRANTY OF MERCHANTABILITY AND FITNESS FOR A PARTICULAR PURPOSE, ARE EXPRESSLY DISCLAIMED. ALL OBLIGATIONS OF TURNING POINT PROPELLERS, INC. ARE SPECIFICALLY SET FORTH HEREIN. TURNING POINT PROPELLERS, INC. DOES NOT AUTHORIZE ANY PERSON OR BUSINESS TO ASSUME LIABILITY OR CONTACT ON BEHALF OF TURNING POINT PROPELLERS, INC. ANY ACTIONS ARISING OUT OF THIS WARRANTY AND THE SALE OF THIS PRODUCT SHALL BE GOVERNED BY FLORIDA LAW AND MAY ONLY BE BROUGHT, HEARD, DECIDED IN A COURT OF COMPETENT JURISDICTION SOLELY IN DUVAL COUNTY, STATE OF FLORIDA, U.S.A. PROOF OF PURCHASE RECEIPT MUST ACCOMPANY ANY WARRANTY CLAIM. THIS IS THE ENTIRE AGREEMENT REGARDING WARRANTIES FOR THE PRODUCTS, AND ALL PRIOR STATEMENTS, NEGOTIATIONS, COMMUNICATIONS AND REPRESENTATIONS OF ANY KIND REGARDING WARRANTY ARE MERGED INTO AND SUPERCEDED BY THIS WRITING.

*FOR CONSUMER USE APPLICATIONS THE HUB BUSHING IS COVERED BY THE LIFETIME LIMITED WARRANTY EVEN WHEN A FOREIGN OBJECT IS STRUCK.